


# Issue Calendar Tab


 Only server versions


In the section of issue **"Activity"** you can find **"Issue Calendar Tab"**. Here you can easily schedule the current issue for the current assignee. To do this just open the **"Issue Calendar Tab"**, find a empty time-slot for this issue just drag the mouse in this area.

 By default the **"Issue Calendar Tab"** displays the issues of the current issue assignee.

Поддержка / **SUPPORT-15779**

JQL filter in confluence is not working

 Edit

 Comment

Assign

More ▾

Оставить сообщение

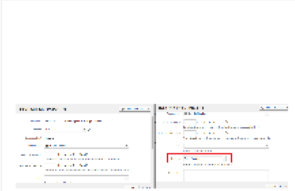
Закрытие

Workflow ▾


Admin ▾

filtering the issues. The JQL filter I'm using is for example:  
Empresa~"Paso Pan Capri"  
Where "Paso Pan Capri" is the name of the company.  
The weird is that old issues with this company name are shown. But new issues with this same company name are not shown.  
How can I fix it?  
Thanks.


Attachments



150307Issue.png  
70 kB07/Apr/15 21:46





150407Confluence-Filter.png  
31 kB07/Apr/15 21:46



150407ConfluencePage.png  
32 kB07/Apr/15 21:46

**Activity**

AllCommentsWork LogHistoryActivityTransitions**Calendar**

Today

April 2015

Mon	Tue	Wed	Thu
30	31	1	2