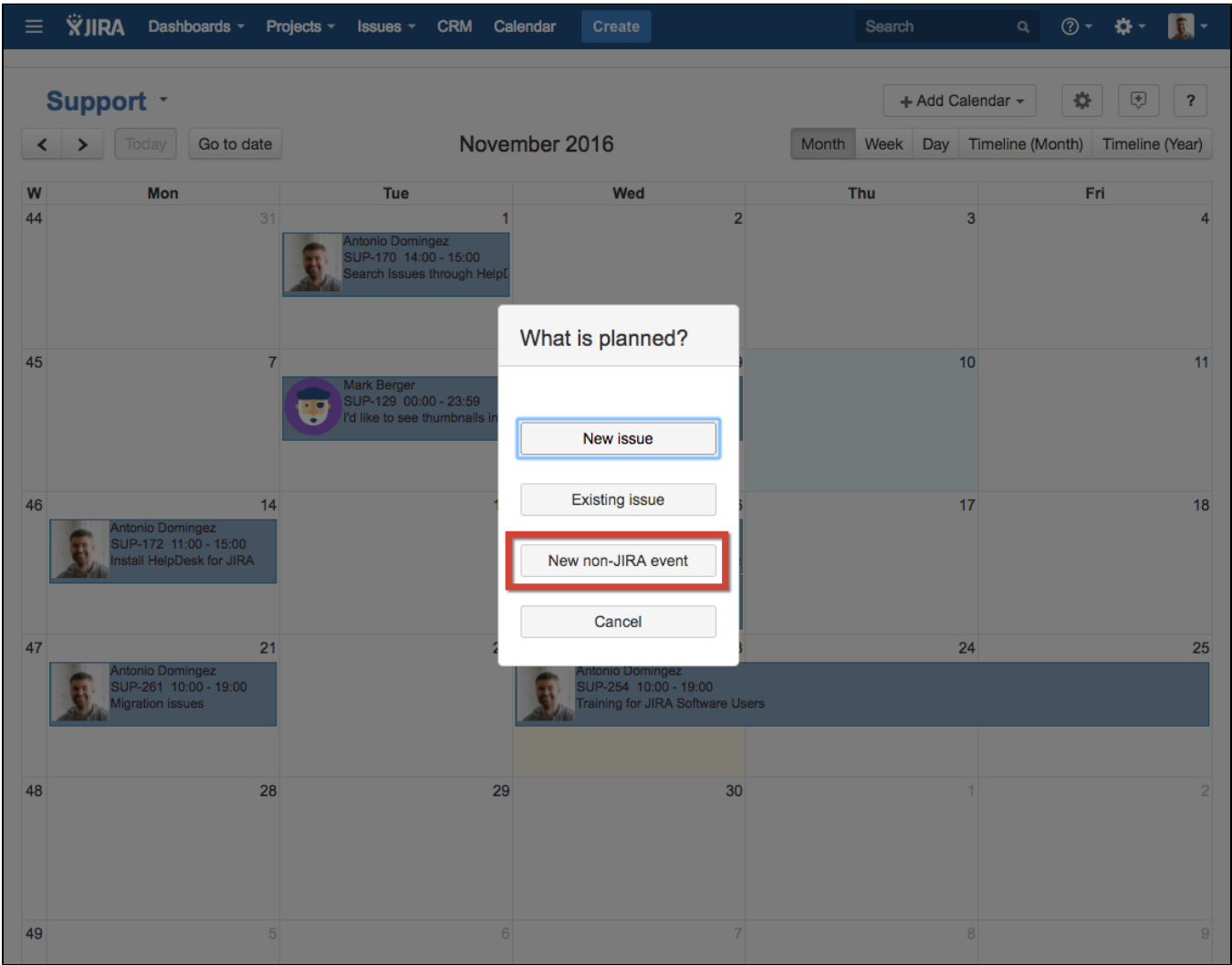


Non-JIRA Events

 Only server versions

Non-JIRA events can be added to calendar which can be seen only in calendar where they were created.

Select one day or period you need and select "New non-JIRA event":








Enter the name of event:

JIRA Dashboards Projects Issues CRM Calendar Create Search ? ? ?

Support

+ Add Calendar ? ? ?

< > Today Go to date November 2016 Month Week Day Timeline (Month) Timeline (Year)

W	Mon	Tue	Wed	Thu	Fri
44	31	1	2	3	4
		 SUP-170 14:00 - 15:00 Search Issues through HelpDesk			
45					11
46					18
	 SUP-172 11:00 - 15:00 Install HelpDesk for JIRA		 event-1 00:00 - 23:23 Anna's day off		
47	21	22	23	24	25
	 SUP-261 10:00 - 19:00 Migration issues		 SUP-254 10:00 - 19:00 Training for JIRA Software Users		
48	28	29	30	1	2

New non-JIRA event

Name









Save Close

The event will be added to current calendar. It has only one attribute - Name, can be moved, stretched and trimmed by drag&drop and deleted permanently.

Support

November 2016

Month Week Day Timeline (Month) Timeline (Year)

W	Mon	Tue	Wed	Thu	Fri
44	31	1	2	3	4
		 Antonio Domingez SUP-170 14:00 - 15:00 Search Issues through HelpDesk			
45	7	8	9	10	11
		 Mark Berger SUP-129 00:00 - 23:59 I'd like to see thumbnails in HelpDesk		 admin event-2 00:00 - 23:23 <u>Pizza party</u>	
46	14	15	16	17	18
	 Antonio Domingez SUP-172 11:00 - 15:00 Install HelpDesk for JIRA	 SUP-34 00:00 - 23:59 Add more fields to view please  admin event-1 00:00 - 23:23 Anna's day off			
47	21	22	23	24	25
	 Antonio Domingez SUP-261 10:00 - 19:00 Migration issues	 Antonio Domingez SUP-254 10:00 - 19:00 Training for JIRA Software Users			
48	28	29	30	1	2

Pizza party
 Reporter: Antonio Domingez
 Created: 2016-11-23 15:56
[Remove from Calendar](#)

Non-JIRA event can be colorized, every event can have it's own color. Click on event or select a color while creating an event:

New event

Name

Two days summit

Color

Text color

Highlight cell

☒

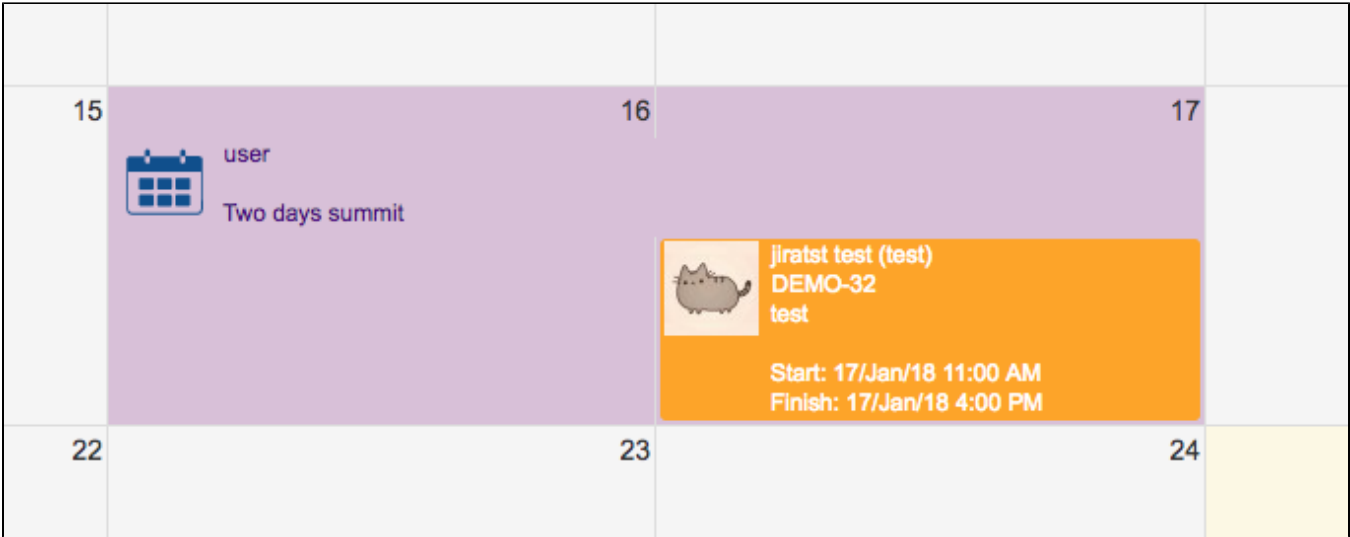
Save

Close

Item	Description
Name	Event's name
Color	Event's background color
Text color	Event's text color

Highlight cell	When checked the day/days of event is/are highlighted in selected event's background color, other issues and events can be placed at the selected days but the background will be coloured, not blank
----------------	---

Highlighted cell looks like this in Month view:



Highlighted cell looks like this in Week view:

