

# Agile Filter for Jira 1.0.2 Home

## Add-on description

Improve your current filtering method or simply create your own custom filters. Agile filters for Jira provides your JIRA Software boards with useful filters which help you adjust your workflow and make it way more easier.

### Why Agile Filters?

- Simple and powerful tool
- Advanced searching method
- Easy to install and configure
- Developed and supported by Atlassian Verified Gold partner.
- It's free :)

### Benefits & Features

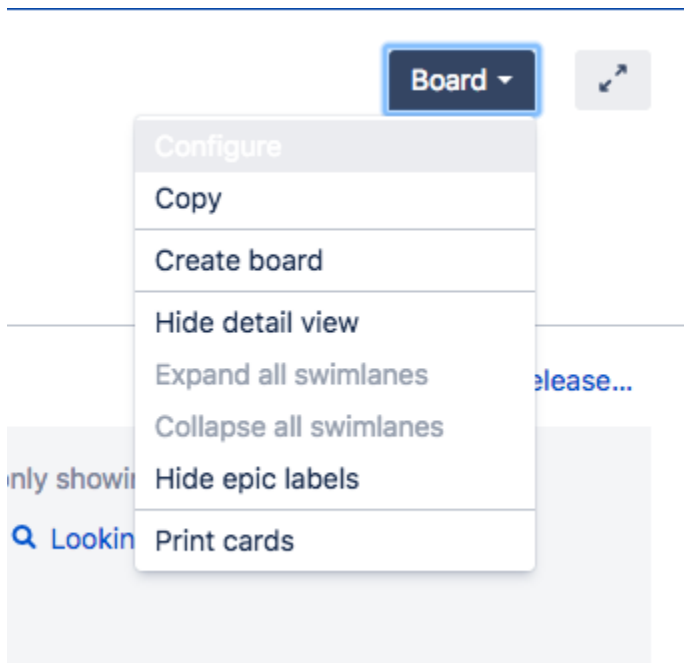
- Find anything and anyone. You can search between users, groups, issues, projects and more.
- Filter with multiple parameters.
- Make it your own. Adjust filters for any board in a project.
- Custom Fields support.
- Fully compatible with our other great add-ons. You can find data from [CRM](#) or [Helpdesk](#)

### List of added filters:

- Issue type
- Project
- Fix version
- Sprint
- Text
- Created
- Date picker
- Update date
- Priority
- Labels
- Assignee
- Email
- Status and many more, including ability to filter your own custom created fields

## Documentation

Install the add-on and proceed to your project dashboard to begin configuration process.



Click on the "Custom Agile Filters" at the Configuration Panel and add any required filters for this board. For example let's add several parameters. Note, that can also add group permissions for certain filters simply clicking on the "Groups" button.

Custom Agile Filters		
Field		
<input type="text"/>		Add
Checkbox		Delete
Update date		Delete
Assignee	Groups	Delete
Status		Delete
Project		Delete

Custom Agile Filters

Field

Add

Checkbox

Delete

Update date

Delete

Assignee

Groups

Delete

Status

Delete

Project

Delete

Groups

Groups

jira-administrators x j

Showing 3 of 3 matching groups

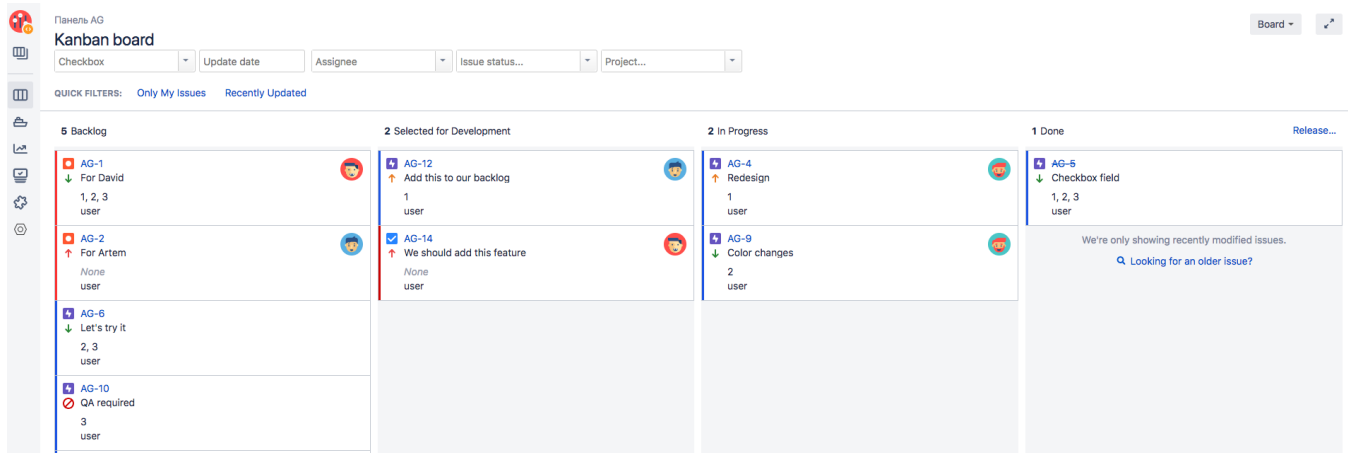
jira-core-users

jira-servicedesk-users

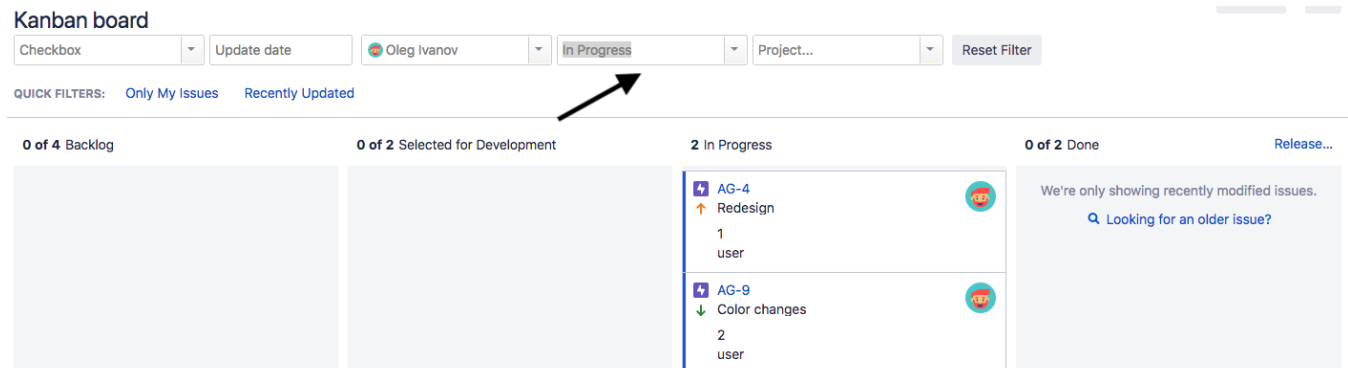
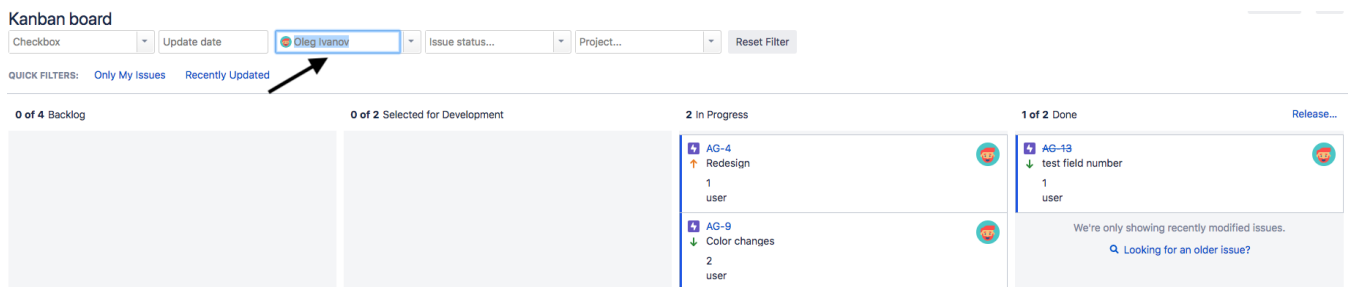
jira-software-users

Cancel

After everything is set-up just proceed to your board panel. As you can see all of the filters were added over your board.



Let's try it. For example we need to filter issues by status and assignee. Click on the "Assignee" field and choose a person in the drop-down menu and select required "Status".



As you can see issues sorted out by assigner and status.

We always opened for any feedback and if you have any compatibility issues or improvement ideas feel free to [contact us](#).

## Recent space activity

Anastasia Zarukina (Teamlead)

Agile Filter for Jira 1.0.2 Home updated Nov 26, 2018 [view change](#)

Dmitri Blagodirov (Teamlead)

[Agile Filter for Jira 1.0.2 Home](#) updated Oct 11, 2018 [view change](#)

Anton Kolin (Teamlead)

[Agile Filter for Jira 1.0.2 Home](#) updated Oct 11, 2018 [view change](#)